

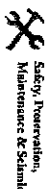
HB 2017 overview

- Investments
- New funding
- New policy

Transportation Investments

HB 2017 A

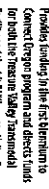
* 3 bill or other



Safety, Preservation, Maintenance & Science


Supports to improve state's highway safety, and make safety and vehicle investments.

Provides basic level of investment to state and counties for maintenance of road infrastructure.



Multimodal Transportation

Provides funding for the first time in Oregon to support programs and projects that support the multimodal transportation system. Includes funding for transit, bicycle, and pedestrian projects on the highway system.



Public Transit

Makes new additional statewide investment in public transit to improve the connectivity and frequency of bus service in rural and urban communities.




Bicycle & Pedestrian

Creates dedicated investments for bicycle and pedestrian commuter paratransit in Oregon.



Marine Investment

Provides funding for marine energy and electric vessel renewal.




Roadside Rest Areas

Makes new investment in state parks to the program of rest areas managed by the state transportation commission and provides funding to upgrade facilities.



Electric Vehicle

Provides \$12 million per year for rebates for electric and other zero emission vehicles to promote their use in Oregon.



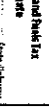
Congestion Relief & Freight Mobility

Provides \$20 million for investment in toll-free relief.



Congestion Relief & Freight Mobility

Provides \$20 million for investment in toll-free relief.



Congestion Relief & Freight Mobility

Provides \$20 million for investment in toll-free relief.



Congestion Relief & Freight Mobility

Provides \$20 million for investment in toll-free relief.

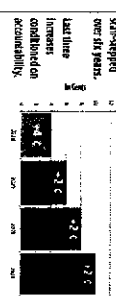


Congestion Relief & Freight Mobility





Provides \$20 million for investment in toll-free relief.

Funding Investments

Year-over-year increase in state revenue over the last 10 years.



Year-over-year increase in state revenue over the last 10 years.



Policy

Directs the commission to create a Continuous Improvement Action Framework for ODOT, measure and report on transportation system condition for all linkages, create a strategic, multi-year, multi-modal analysis for capacity building projects and create a strategic connection between the commission and the federal surface of ODOT.

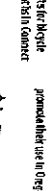
Value Pricing
Creates a pathway for use of value pricing to reduce forecasted transportation congestion.

Accountability
Directs the commission to create a Continuous Improvement Action Framework for ODOT, measure and report on transportation system condition for all linkages, create a strategic, multi-year, multi-modal analysis for capacity building projects and create a strategic connection between the commission and the federal surface of ODOT.



New Light Vehicle Dealer Registration Fee

Increases the fee for new light vehicle dealer registration from \$15 to \$20.



Electric Vehicle

Provides \$12 million per year for rebates for electric and other zero emission vehicles to promote their use in Oregon.



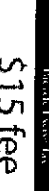
Roadside Rest Areas

Makes new investment in state parks to the program of rest areas managed by the state transportation commission and provides funding to upgrade facilities.



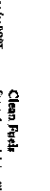
Roadside Rest Areas

Makes new investment in state parks to the program of rest areas managed by the state transportation commission and provides funding to upgrade facilities.



Roadside Rest Areas

Makes new investment in state parks to the program of rest areas managed by the state transportation commission and provides funding to upgrade facilities.



Roadside Rest Areas

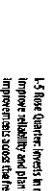
Makes new investment in state parks to the program of rest areas managed by the state transportation commission and provides funding to upgrade facilities.

Value Pricing
Creates a pathway for use of value pricing to reduce forecasted transportation congestion.



Congestion Relief & Freight Mobility

Provides \$20 million for investment in toll-free relief.



Congestion Relief & Freight Mobility

Provides \$20 million for investment in toll-free relief.



Congestion Relief & Freight Mobility

Provides \$20 million for investment in toll-free relief.



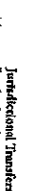
Congestion Relief & Freight Mobility

Provides \$20 million for investment in toll-free relief.



Congestion Relief & Freight Mobility


Provides \$20 million for investment in toll-free relief.



Congestion Relief & Freight Mobility


Provides \$20 million for investment in toll-free relief.

Value Pricing
Creates a pathway for use of value pricing to reduce forecasted transportation congestion.




Congestion Relief & Freight Mobility

Provides \$20 million for investment in toll-free relief.




Congestion Relief & Freight Mobility

Provides \$20 million for investment in toll-free relief.



Congestion Relief & Freight Mobility

Provides \$20 million for investment in toll-free relief.




Congestion Relief & Freight Mobility

Provides \$20 million for investment in toll-free relief.



Congestion Relief & Freight Mobility

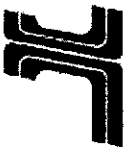
Provides \$20 million for investment in toll-free relief.



Congestion Relief & Freight Mobility

Provides \$20 million for investment in toll-free relief.

Value Pricing
Creates a pathway for use of value pricing to reduce forecasted transportation congestion.



* Data as of June 30, 2017.

Sources of revenue in HB 2017

Highway
Fund

- DMV vehicle registration and title
- Weight-mile tax
- Motor fuels tax
- Light vehicle use tax

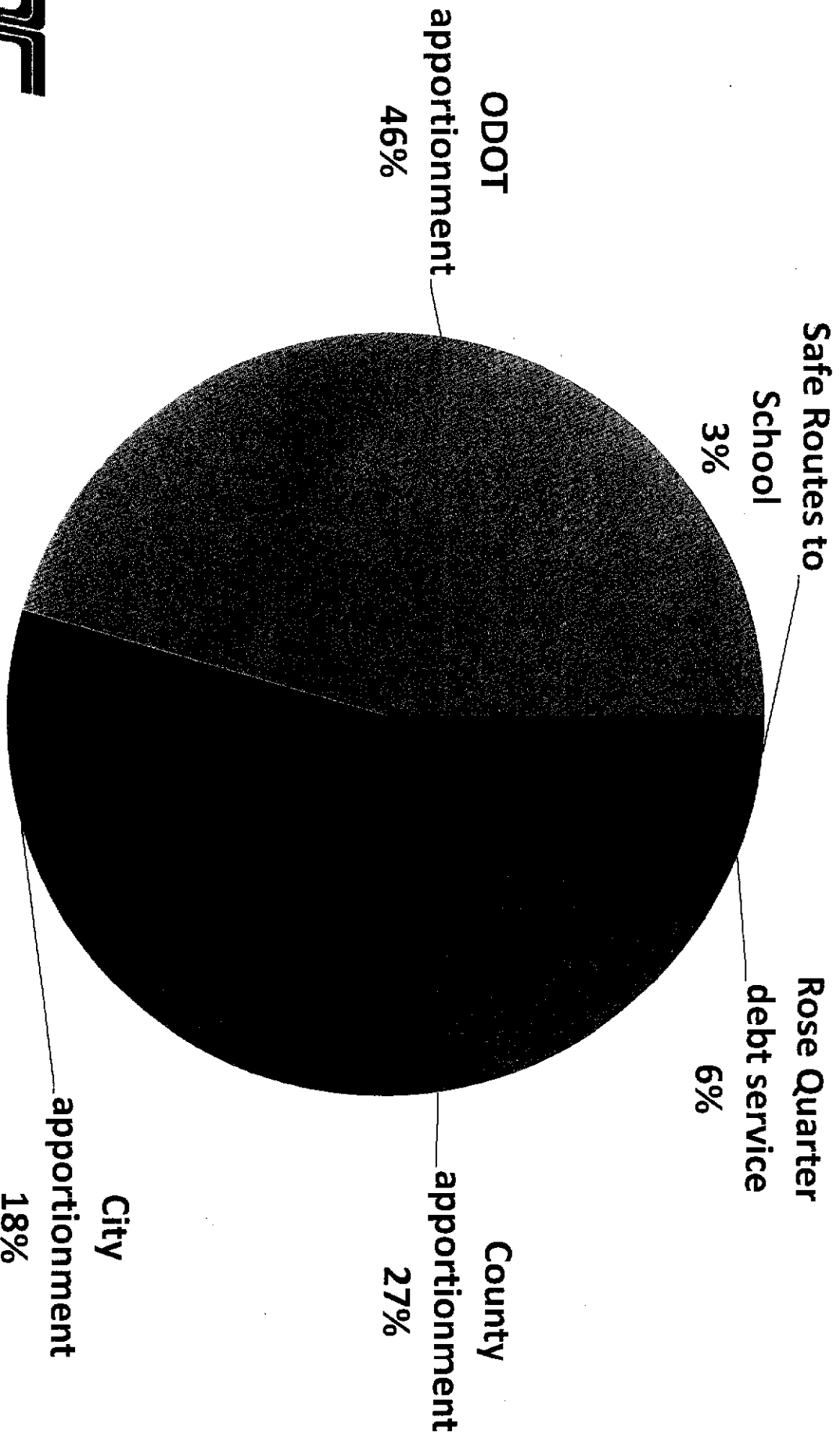
Connect
Oregon

- Light vehicle privilege tax
- Bicycle excise tax

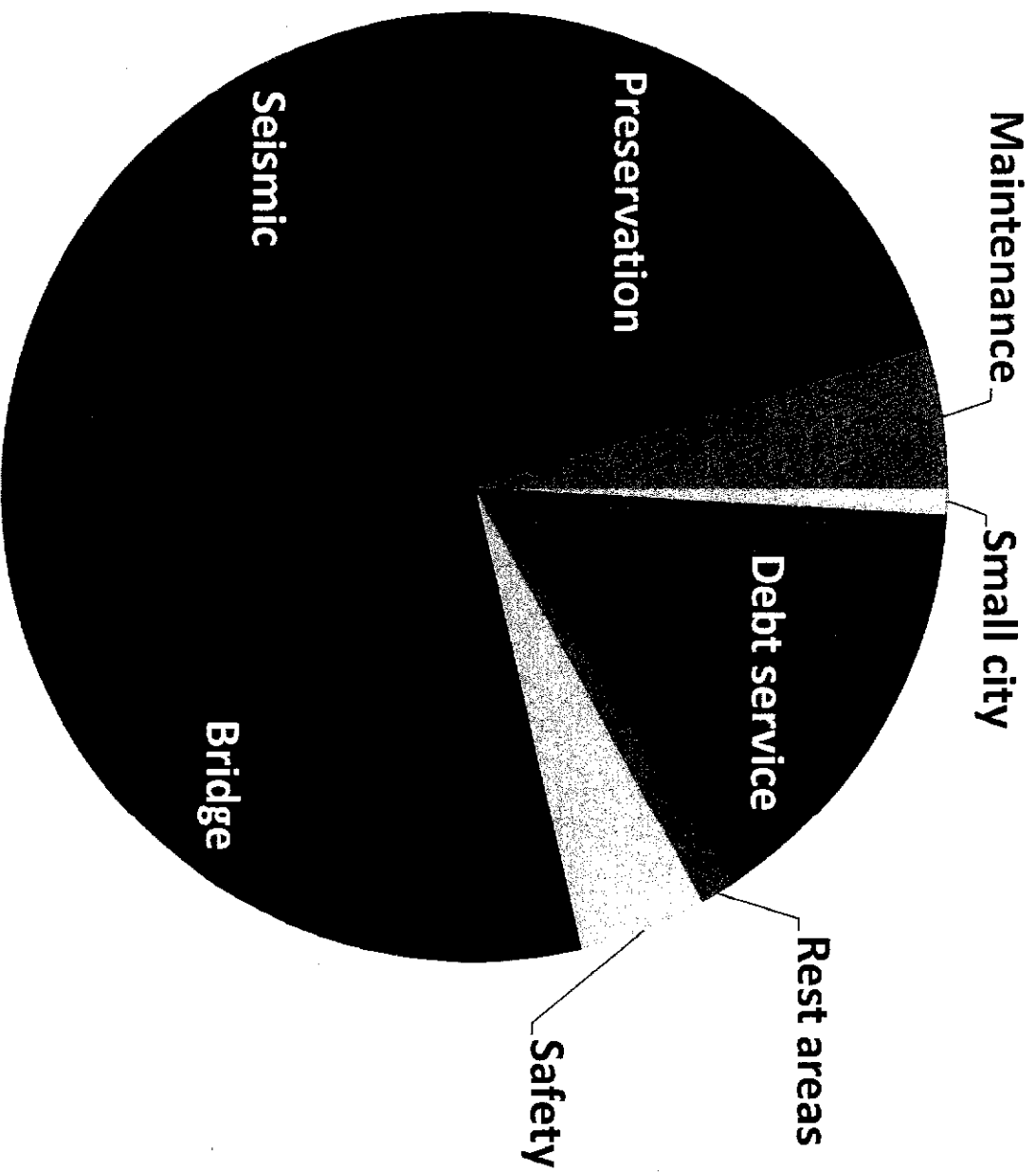
Transit

- Payroll tax

Allocation of highway funds under HB 2017




Allocation of ODOT highway funds under HB 2017




HB 2017 program splits vs. investment strategy

Section 71a – 71c

OTC investment strategy



HB 2017



■ Bridges

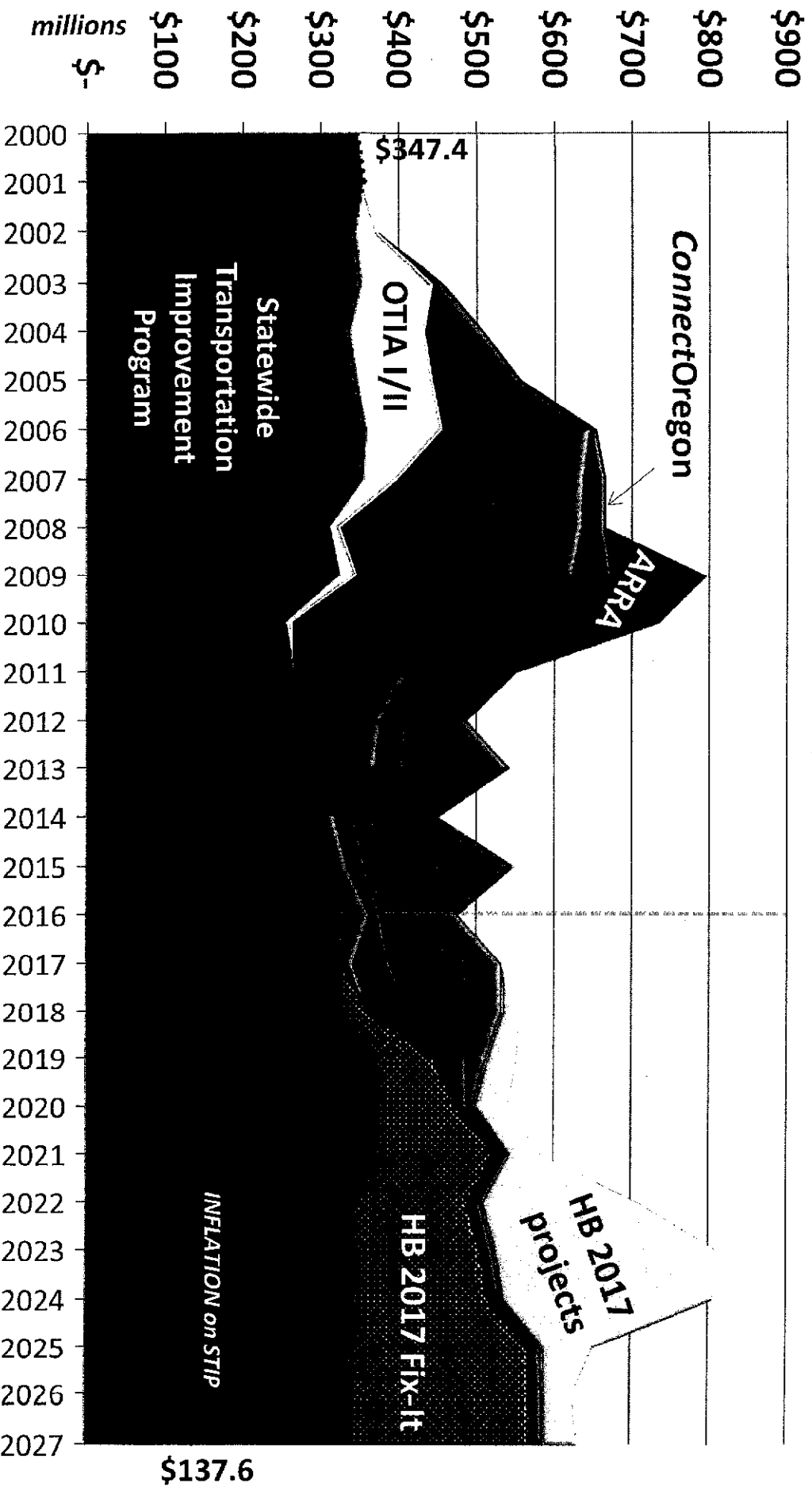
■ Seismic improvements

■ Pavement preservation & culverts

■ Highway maintenance

Mountain chart

ODOT construction programs



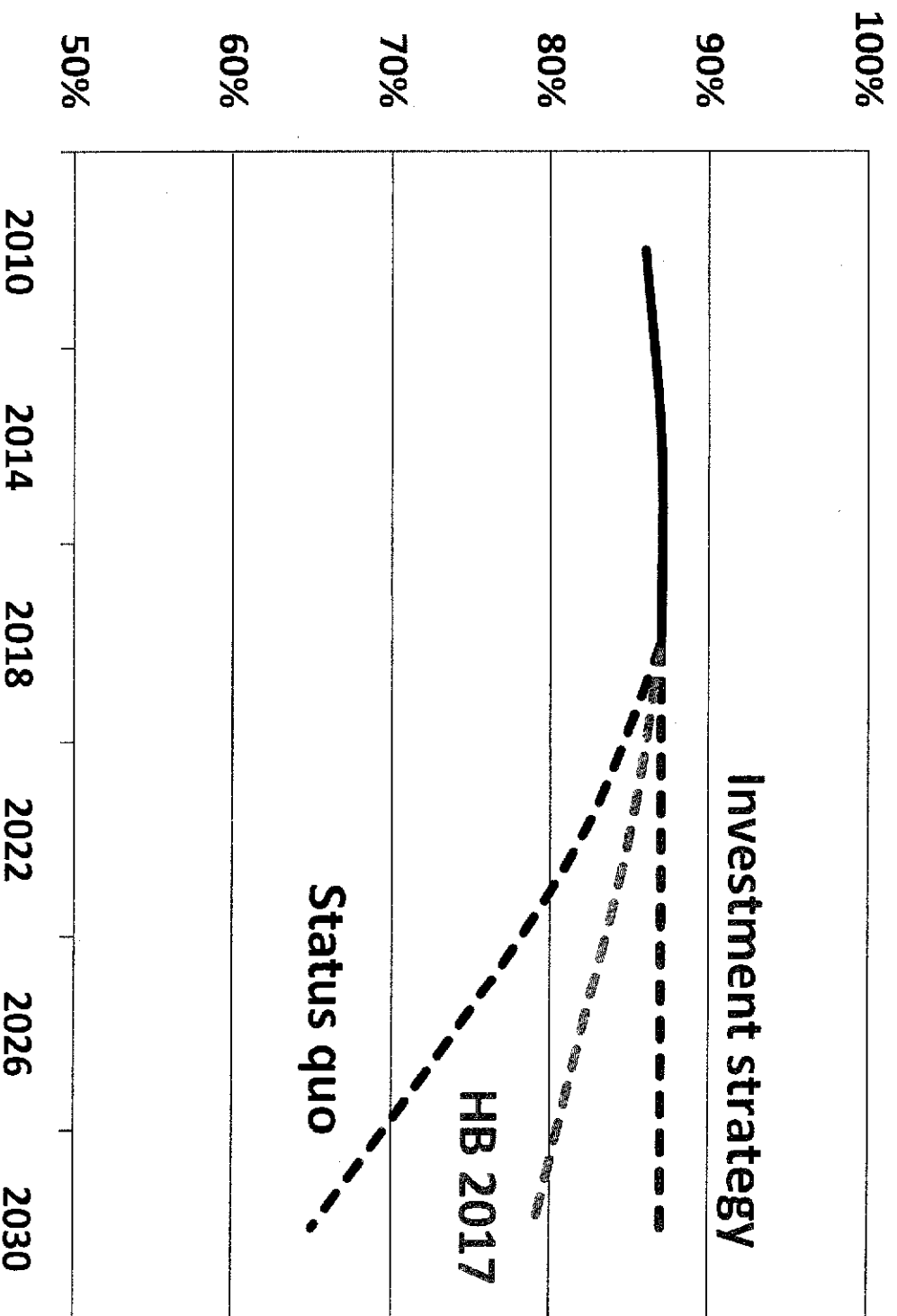
Highway Budget Office - Revised 07/12/17 (actuals through December 31, 2016)

calendar year

10

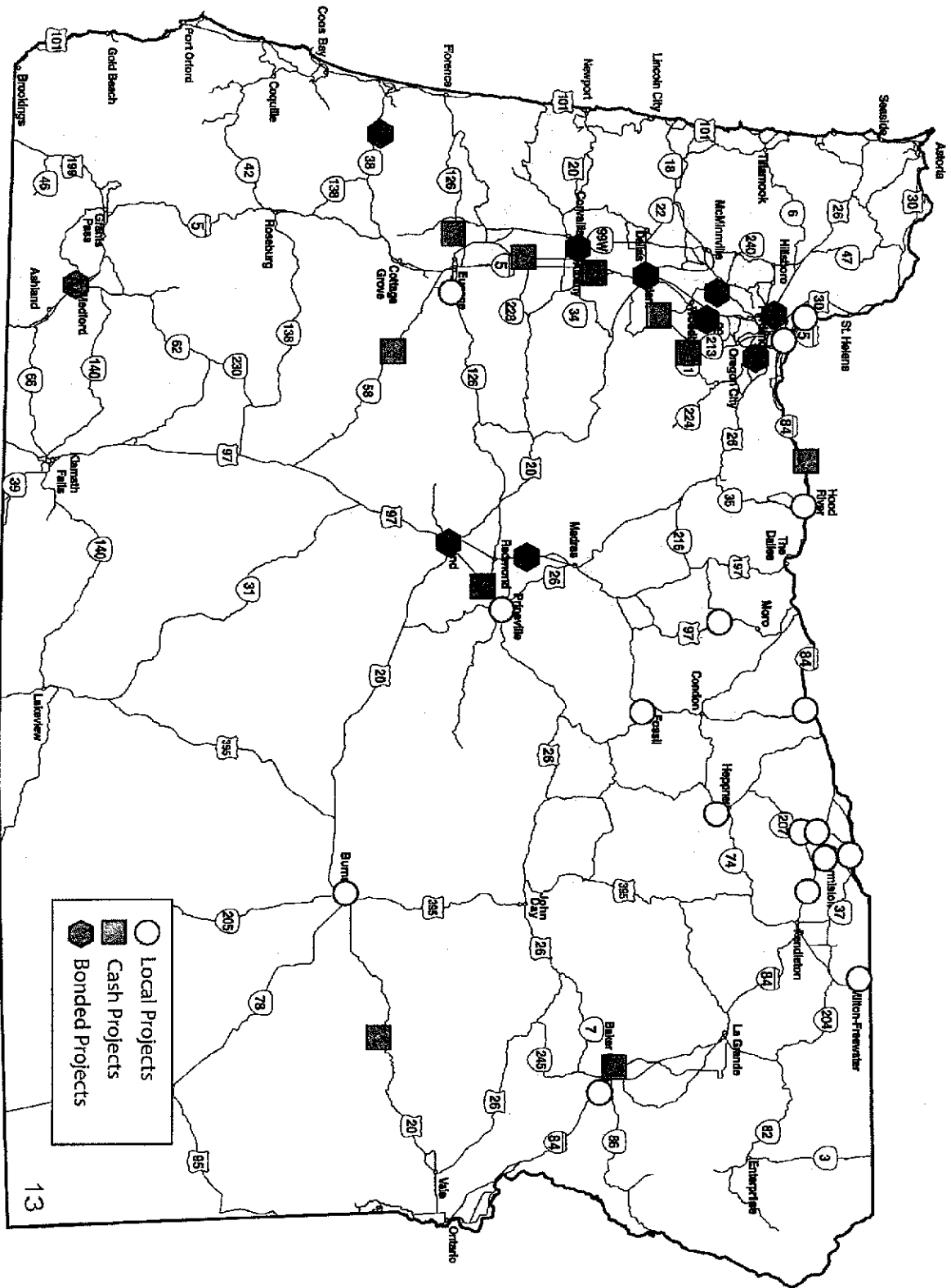
Condition of pavements

Pavement conditions on state highways
percent in fair or better condition




Projects

Section 71d



New Safe Routes to School program

Section 123



Crossings,
sidewalks, bike
lanes within a
mile of K-8
schools


\$10 million per
year increasing
to \$15 million
per year in
2023

Administered
by Active
Transportation




New Public Transit program

Section 122L – 122r



New funding
source for
public transit



Four new
programs

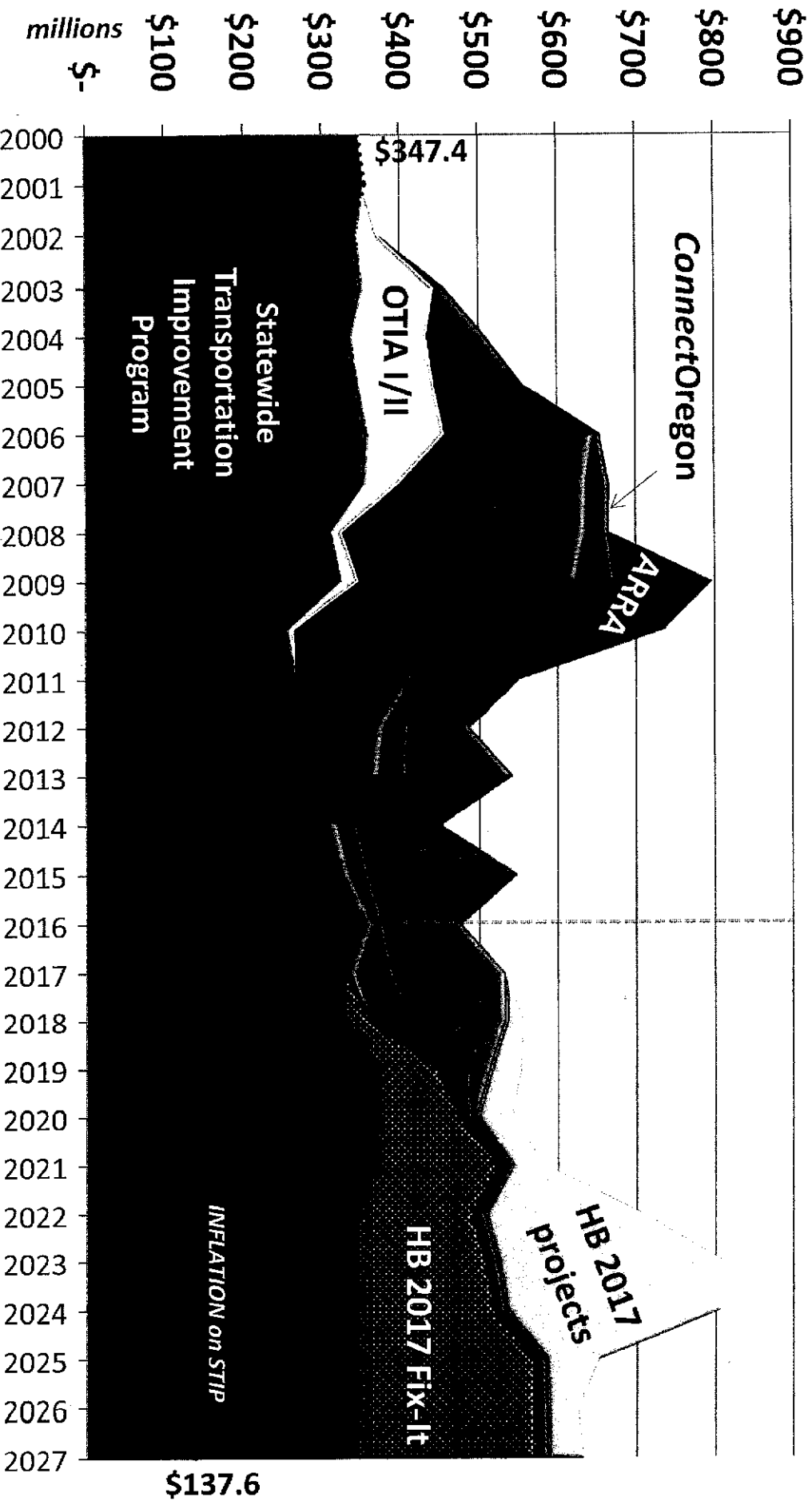


Administered
by Rail and
Public Transit
Division



Mountain chart

ODOT construction programs




Highway Budget Office - Revised 07/12/17 (actuals through December 31, 2016)


calendar year

Reporting on condition of Oregon roads


Section 11



City



County



State

